STATE	PROJECT NUMBER	SHEET NO.	TOTAL SHEETS
GA.			

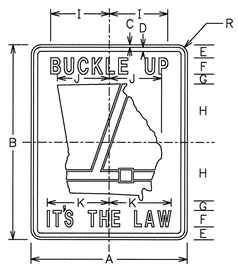

R560-1

SIGN	DIMENSIONS (INCHES)										
	A	B	C	D	E	F	G	H	I	J	K	R
MIN & STD	30	36	1/2	3/4	2 1/2	3C	1 1/2	11	8 1/2	10	11	1 7/8
FWY	48	60	3/4	1 1/4	4	5C	3	18	15 1/2	16	18	3

COLORS

STATE SHIELD & BORDER - RED (REFL)
LEGEND & BELT - BLACK (NON-REFL)
BACKGROUND - WHITE (REFL)

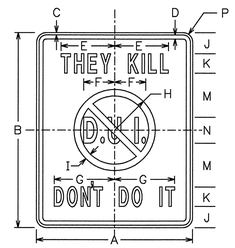

R560-2

SIGN	DIMENSIONS (INCHES)														
	A	B	C	D	E	F	G	H	I	J	K	L	M	N	P
MIN & STD	30	36	1/2	3/4	11	5	12 1/2	7 1/2	1 1/4	4	4C	3	4 1/2	5C	1 7/8
FWY	48	60	3/4	1 1/4	16 1/2	9 1/2	18 1/2	12 1/2	2	6 1/2	6C	5	8 1/2	8C	3

COLORS

CIRCLE & DIAGONAL - RED (REFL)
LEGEND & BORDER - BLACK (NON-REFL)
BACKGROUND - WHITE (REFL)

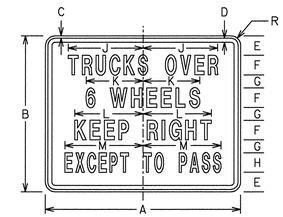

R560-3

SIGN	DIMENSIONS (INCHES)												
	A	B	C	D	E	F	G	H	J	K	L	M	R
MIN & STD	36	30	1/2	3/4	3 1/2	3 1/2	3	3 1/2	14	10	11 1/2	14 1/2	1 7/8
FWY	60	48	3/4	1 1/4	6	6C	4	6B	23	17 1/2	21	24	3

COLORS

LEGEND & BORDER - BLACK (NON-REFL)
BACKGROUND - WHITE (REFL)

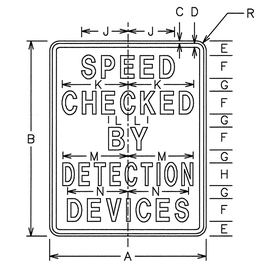

I550-1

SIGN	DIMENSIONS (INCHES)												
	A	B	C	D	E	F	G	H	J	K	L	M	N	R
MIN & STD	30	36	1/2	3/4	4	4D	2	4C	8 3/16	11 9/16	3 7/16	11 7/16	10 5/8	1 7/8
FWY	48	60	3/4	1 1/4	4 1/2	7D	4	7C	14 5/16	20 3/16	6	20	18 9/16	3

COLORS

LEGEND & BORDER - BLACK (NON-REFL)
BACKGROUND - WHITE (REFL)

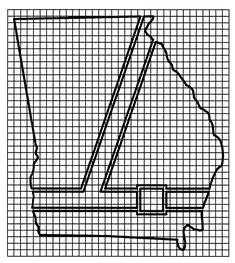

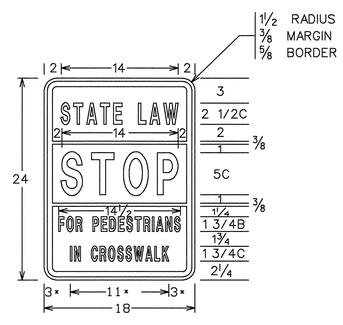

R560-5

COLORS

LEGEND & BORDER-BLACK (NON-REFL)
WORD "STOP" -RED (REFL)
BACKGROUND -WHITE (REFL)

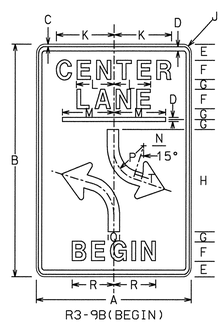

R3-9B(BEGIN)

END

R3-9B(END)

SIGN	DIMENSIONS (INCHES)																
	A	B	C	D	E	F	G	H	J	K	L	M	N	P	Q	R	S	T
STD & MIN	24	36	3/8	5/8	2 1/2	3E	1 1/2	16	1 1/2	8 7/16	5 3/4	8	2 1/2	6	2	6 7/16	4 3/16	1 1/2
SPECIAL	36	48	5/8	7/8	3 1/2	5E	1 1/2	20	2 1/4	14 11/16	9 1/2	12	3	8	3	7 11/16	4 15/16	2

COLORS

LEGEND & BORDER - BLACK (NON-REFL)
BACKGROUND -WHITE (REFL)

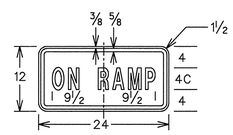

R8-3aP

COLORS

LEGEND & BORDER - RED (REFL)
BACKGROUND - WHITE (REFL)

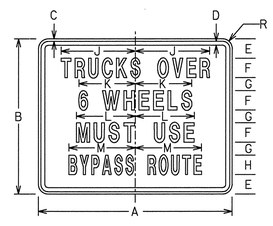

R560-4

SIGN	DIMENSIONS (INCHES)												
	A	B	C	D	E	F	G	H	J	K	L	M	R
MIN & STD	36	30	1/2	3/4	3 1/2	3 1/2	3	3 1/2	14	10	10	12 1/2	1 7/8
FWY	60	48	3/4	1 1/4	6	6C	4	6C	23	17 1/2	17 1/2	25 1/2	3

COLORS

LEGEND & BORDER - BLACK (NON-REFL)
BACKGROUND -WHITE (REFL)

THE I550-1 SIGN SHALL BE ERECTED:

1. ON EVERY HIGHWAY THAT COMPRISES A PART OF THE STATE HIGHWAY SYSTEM AT THAT POINT ON THE HIGHWAY WHICH INTERSECTS THE STATE LINE.
2. AT THE TERMINI OF EVERY HIGHWAY THAT COMPRISES A PART OF THE STATE HIGHWAY SYSTEM WHICH BEGINS OR ENDS WITHIN THE STATE BOUNDARIES.
3. ON EVERY HIGHWAY THAT COMPRISES A PART OF THE STATE HIGHWAY SYSTEM AT THAT POINT ON THE HIGHWAY WHERE TRAFFIC FROM OUTSIDE THE COUNTY FIRST ENTERS A COUNTY THAT HAS A PERMIT TO OPERATE SPEED DETERCTION DEVICES, AND
4. ON EVERY HIGHWAY THAT COMPRISES A PART OF THE STATE HIGHWAY SYSTEM AT THAT POINT ON THE HIGHWAY WHERE TRAFFIC FIRST ENTERS THE CORPORATE LIMITS OF ANY MUNICIPALITY THAT HAS A PERMIT TO OPERATE SPEED DETECTION DEVICES.

DATE	REVISIONS
5-24-00	ADDED R9-8 DETAIL
1-21-03	DELETED R1-4 SIGNS
1-21-03	REV SIGN CODES FOR R3-9 SIGNS

GEORGIA DEPARTMENT OF TRANSPORTATION
OFFICE OF TRAFFIC SAFETY & DESIGN

DETAILS OF
REGULATORY SIGNS
SHEET 1 OF 2

NO SCALE JANUARY 2000

PCBDTB

...\tcdsdregulatory signs 1 of 2.dgn Jan 03, 2003 16:10:13