




LOCATION MAP

Structure No. 301-5012-0

CR 62 (ANSLEY ROAD) OVER LONG CREEK

-  Road Closure
-  Open to Local Traffic
-  Proposed Detour Route